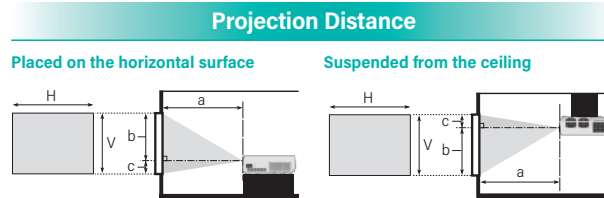
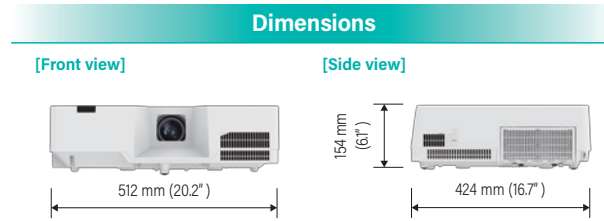


Laser Projector

| Specifications | | | | |
|--|--|--|---|--|
| Model name | MP-WU5603 | MP-WU5503 | MP-WX5603 | MP-WX5503 |
| Display system | 3LCD | | | |
| Display device | Size of effective display area: 0.64" x 3, aspect ratio 16 : 10 | | | |
| | 2,304,000 pixels (1,920 horizontal x 1,200 vertical) | | 1,024,000 pixels (1,280 horizontal x 800 vertical) | |
| Lens | Zoom: Manual (1.7x) | | Manual (1.6x) | |
| | Focus: Manual | | | |
| | Lens shift: Manual (V : 0 ~ +56.5 %, H : ±4.6 %) | | | |
| Light source | Laser diode | | | |
| Screen size | 30 ~ 300 inch | | | |
| Light output (Brightness)*1 | 6,000 lm | 5,000 lm | 6,000 lm | 5,000 lm |
| Contrast ratio (full white / full black)*2 | 1,500,000 : 1 | | | |
| Speaker | 16 W x 1 mono | | | |
| Displayable scanning frequency | Horizontal: 15 ~ 106 kHz | | Vertical: 24 ~ 120 Hz | |
| Display Resolution | Computer: WUXGA*3 (max) *Native resolution is WUXGA. | Video: 4096 x 2160**4 (max) *Native resolution is WUXGA. | Full HD (max) *Native resolution is WXGA. | 4096 x 2160**4 (max) *Native resolution is WXGA. |
| Terminals | HDMI IN: HDMI connector x 2 (HDCP 1.4 compliant) | | | |
| | COMPUTER IN 1: Mini D-sub 15-pin connector x 1 | | | |
| | COMPUTER IN 2 / MONITOR OUT: Mini D-sub 15-pin connector x 1 | | | |
| | VIDEO IN: RCA connector x 1 | | | |
| | HDBaseT: RJ-45 connector x 1 | | | |
| | AUDIO IN: 3.5mm (stereo) mini connector x 2, RCA connector (L, R) x 1 | | | |
| | AUDIO OUT: 3.5mm stereo mini connector x 1 | | | |
| | CONTROL IN (RS-232C): D-sub 9-pin connector x 1 | | | |
| | LAN: RJ-45 connector x 1 | | | |
| | WIRELESS: USB type A x 1 (The separately sold USB wireless adapter is necessary for this function) | | | |
| Network | Wired: 100BASE-TX / 10BASE-T | | | |
| | Wireless (Option*5): IEEE 802.11a/b/g/n/ac | | | |
| Operating temperature | 0 ~ 40 °C (32 ~ 104 °F) at altitudes from 0 to 3,048 m (0 to 10,000 ft). The brightness of light source may be reduced automatically over 35 °C (95 °F). | | | |
| Operating humidity | 10 - 80%RH (non-condensing) | | | |
| Power requirements | AC 100 V - 120 V (50/60 Hz), 4.3 A | AC 100 V - 120 V (50/60 Hz), 3.8 A | AC 100 V - 120 V (50/60 Hz), 4.1 A | AC 100 V - 120 V (50/60 Hz), 3.6 A |
| | AC 220 V - 240 V (50/60 Hz), 2.1 A | AC 220 V - 240 V (50/60 Hz), 1.9 A | AC 220 V - 240 V (50/60 Hz), 2.1 A | AC 220 V - 240 V (50/60 Hz), 1.8 A |
| Power consumption | AC 100 V-120 V: 420 W | AC 100 V - 120 V: 370 W | AC 100 V - 120 V: 400 W | AC 100 V - 120 V: 350 W |
| | AC 220 V-240 V: 400 W | AC 220 V - 240 V: 360 W | AC 220 V - 240 V: 390 W | AC 220 V - 240 V: 340 W |
| Standby mode power consumption | Less than 0.5W at saving mode*6 | | | |
| Standard outside dimensions (W x H x D) | 512 mm x 154 mm x 424 mm (20.2" x 6.1" x 16.7") (Including protruding parts), 506 mm x 136 mm x 424 mm (19.9" x 5.4" x 16.7") (Excluding protruding parts) | | | |
| Weight | Approx. 8.5 kg (18.7 lbs.) | | Approx. 8.2 kg (18.1 lbs.) | |
| Accessories | Remote control with two AA batteries, Power cord, Computer cable, User's manual, Security label, Lens cover, Hook metal, Screw, HDMI cable holder, Cable tie | | | |
| Optional parts | USB wireless adapter: USB-WL-5G*7 | | | |
| | Air filter: UX43581 | | | |
| | Mounting accessories: HAS-910 (Bracket for fixing mount), HAS-104S (Slim adapter for fixing mount), HAS-204L (Standard adapter for fixing mount), HAS-304H (Long adapter for fixing mount) | | | |

*1: When PICTURE MODE is set to DYNAMIC, DYNAMIC BLACK is OFF and Laser Mode is set to Normal 100 %, zoom position is WIDE (max), and the lens shift position is center. *2: When PICTURE MODE is set to DYNAMIC, DYNAMIC BLACK is ON and Laser Mode is set to Normal 100 %, zoom position is WIDE (max), and the lens shift position is center. *3: WUXGA (60 Hz) Reduced Blanking only. *4: 4096 x 2160(24/25/30) is supported on the HDMI IN1 and HDBaseT terminals. *5: Optional wireless adapter is needed. *6: SAVING mode disables the functions of MONITOR OUT, AUDIO OUT, speaker sound, network communication, RS-232C control except POWER ON command, etc. in standby. *7: The availability of the USB-WL-5G varies depending on the country and the region.



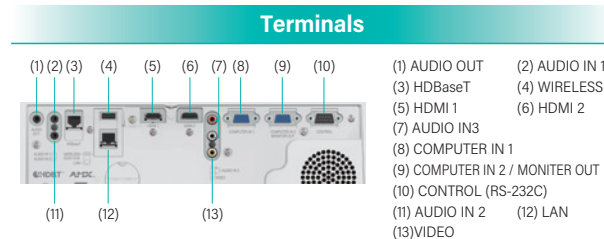
H x V : Screen size
a : Projection distance (from the projector's front panel to screen. Tolerance ±10%)
b : Screen height from lens center to top (when installed on a horizontal surface)
c : Screen height from lens center to bottom (when installed on a horizontal surface)
*The figures above are not drawn to scale.

MP-WU5603, MP-WU5503 16 : 10 screen (1,920 x 1,200) (±10%)

| Screen type | Screen size | | Projection distance | | Lens shift bottom side max. | | Lens shift top side max. | | | | | | | | | |
|-------------|-------------|-----|---------------------|----------|-----------------------------|-----|--------------------------|-----|------|----|-----|----|-----|-----|-----|----|
| | H | V | a (min.) | a (max.) | b | c | b | c | | | | | | | | |
| 60 | 1.3 | 51 | 0.8 | 32 | 1.7 | 67 | 3.0 | 119 | 4.0 | 16 | 40 | 16 | 86 | 34 | -5 | -2 |
| 80 | 1.7 | 68 | 1.1 | 42 | 2.3 | 92 | 4.1 | 161 | 5.4 | 21 | 54 | 21 | 115 | 45 | -7 | -3 |
| 100 | 2.2 | 85 | 1.3 | 53 | 2.9 | 116 | 5.1 | 202 | 6.7 | 26 | 67 | 26 | 143 | 56 | -9 | -3 |
| 120 | 2.6 | 102 | 1.6 | 64 | 3.6 | 140 | 6.2 | 244 | 8.1 | 32 | 81 | 32 | 172 | 68 | -11 | -4 |
| 150 | 3.2 | 127 | 2.0 | 79 | 4.5 | 177 | 7.8 | 307 | 10.1 | 40 | 101 | 40 | 215 | 85 | -13 | -5 |
| 200 | 4.3 | 170 | 2.7 | 106 | 6.0 | 238 | 10.4 | 411 | 13.5 | 53 | 135 | 53 | 287 | 113 | -18 | -7 |

MP-WX5603, MP-WX5503 16 : 10 screen (1,280 x 800) (±10%)

| Screen type | Screen size | | Projection distance | | Lens shift bottom side max. | | Lens shift top side max. | | | | | | | | | |
|-------------|-------------|-----|---------------------|----------|-----------------------------|-----|--------------------------|-----|------|----|-----|----|-----|-----|-----|----|
| | H | V | a (min.) | a (max.) | b | c | b | c | | | | | | | | |
| 60 | 1.3 | 51 | 0.8 | 32 | 1.5 | 60 | 2.6 | 101 | 4.0 | 16 | 40 | 16 | 86 | 34 | -5 | -2 |
| 80 | 1.7 | 68 | 1.1 | 42 | 2.1 | 83 | 3.5 | 137 | 5.4 | 21 | 54 | 21 | 115 | 45 | -7 | -3 |
| 100 | 2.2 | 85 | 1.3 | 53 | 2.7 | 105 | 4.4 | 173 | 6.7 | 26 | 67 | 26 | 143 | 56 | -9 | -3 |
| 120 | 2.6 | 102 | 1.6 | 64 | 3.2 | 127 | 5.3 | 209 | 8.1 | 32 | 81 | 32 | 172 | 68 | -11 | -4 |
| 150 | 3.2 | 127 | 2.0 | 79 | 4.1 | 161 | 6.7 | 263 | 10.1 | 40 | 101 | 40 | 215 | 85 | -13 | -5 |
| 200 | 4.3 | 170 | 2.7 | 106 | 5.5 | 217 | 9.0 | 354 | 13.5 | 53 | 135 | 53 | 287 | 113 | -18 | -7 |



Environment

▶ Compliance with EU Directive RoHS¹ ▶ Long Life mode ▶ No use of mercury lamp

¹ RoHS is the acronym of "Directive 2011/65/EU of the European Parliament and of the Council of 8 June 2011 on the restriction of the use of certain hazardous substances in electrical and electronic equipment."

— Design and specifications are subject to change without notice.

• The projected images and comparison photos in this catalog are simulations. • LCD panels, polarizers and other optical components and cooling fans may need replacement after prolonged usage. For more details, please consult a sales representative. • Do not use in places where there is a lot of water, dampness, steam, dust, soot or tobacco smoke. This may result in fire or malfunction. • Optical components (light source, LCD panel, polarizing plate, PBS [polarizer beam splitter]) have limited service lives. They must be repaired or replaced if they are used for a long period of time. • During use and immediately after use, do not touch anywhere near the vents as these parts are extremely hot. • Optical components other than the light source: If the projector is used for six hours or more per day, they may need to be replaced in less than a year. • LCD panel: If the projector is used continuously for six hours or more, its replacement cycle may be shortened. • Each product may have differences of color, brightness and focus due to manufacture variation. • Blu-ray Disc™ and Blu-ray™ are trademarks of Blu-ray Disc Association. • Crestron™ and Crestron RoomView™ are registered trademarks of Crestron Electronics, Inc. in the United States and other countries. • DICOM is the registered trademark of the National Electrical Manufacturers Association for its standards publications relating to digital communications of medical information. • HDBaseT™ and the HDBaseT Alliance logo are trademarks of the HDBaseT Alliance. • HDMI the HDMI Logo, and High-Definition Multimedia Interface are trademarks or registered trademarks of HDMI Licensing Administrator, Inc. in the United States and other countries. • Extron™ is registered trademark of RGB Systems, Incorporated. • All other trademarks are the properties of their respective owners.

LASER RADIATION
AVOID DIRECT EYE EXPOSURE
CLASS 3R LASER PRODUCT
Wavelength : 449-461 nm
Max. Output : 168 mW
IEC 60825-1:2007

RAYONNEMENT LASER
ÉVITER D'EXPOSER
DIRECTEMENT LENS YEUX
PRODUIT LASER DE CLASSE 3R
Longueur D'onde : 449-461 nm
Sortie max. : 168 mW
IEC 60825-1:2007

雷射輻射
避免眼睛受到直接照射
3R類雷射產品
波長 : 449-461 nm
最大輸出 : 168 mW
IEC 60825-1:2007

CAUTION

CLASS 1 LASER PRODUCT
PRODUIT LASER DE CLASSE 1
LASERPRODUKT DER KLASSE 1
1類雷射產品
IEC/EN 60825-1:2014

LASER APERTURE
OUVERTURE LASER
LASERÖFFNUNG
雷射窗口


RG2

LASER ENERGY – EXPOSURE NEAR APERTURE MAY CAUSE BURNS
ÉNERGIE LASER – L'EXPOSITION PRÈS DE L'OUVERTURE PEUT PROVOQUER DES BRÛLURES
LASERENERGIE – AUSSETZUNG IM BEREICH DER ÖFFNUNG KANN VERBRENNUNGEN VERURSACHEN
雷射能量 – 暴露於光窗附近可能會導致燙傷

QL58221



High resolution and low noise laser projector, suitable for use in lecture rooms and mid-sized conference rooms





High Reliability and Stability

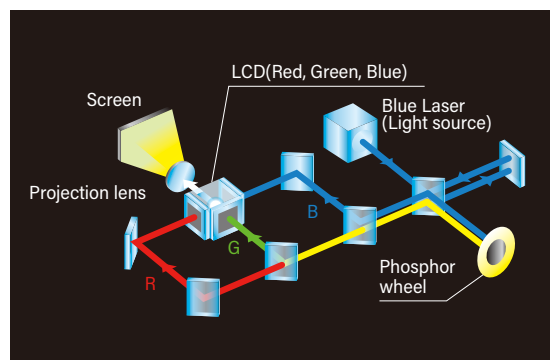
Long Life 20,000 hour Laser Light Source

Maxell's laser light source projectors have 20,000 hours*1 of light source life. Use for 50,000 hours*1 can be achieved in LONG LIFE 2 mode. Also, users may select their desired operation mode.

Furthermore, in addition to the light source, the phosphor wheel is also dust resistant, suppressing brightness level reduction by preventing dust from coming into contact with the optical parts.

Users can enjoy using the projector for long periods of time while maintaining its brightness. Additionally, though the device is a 5,000 lm projector, it has achieved a low noise of 32 dB. This is an optimal feature for presentations and seminars.

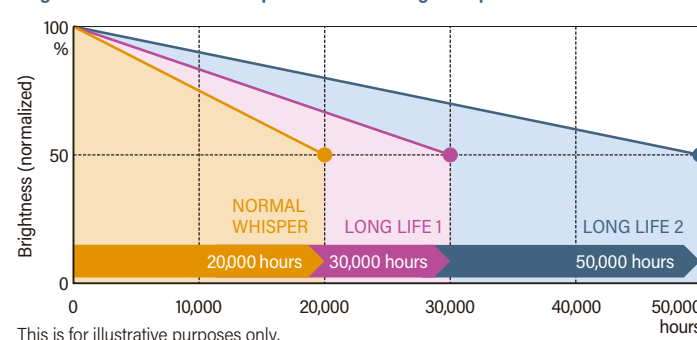
*1 For laser light source. The value is an estimate and may vary depending on the use environment or use condition.



| LIGHT OUTPUT | Brightness*2 | | Light source life*3 | Noise*4 | |
|--------------|--------------|-----------|---------------------|-----------|-----------|
| | MP-WU5603 | MP-WX5603 | | MP-WU5603 | MP-WX5603 |
| NOMAL | 6,000 lm | 5,000 lm | 20,000 hours | 36 dB | 32 dB |
| LONG LIFE 1 | 4,500 lm | 3,750 lm | 30,000 hours | | |
| LONG LIFE 2 | 3,000 lm | 2,500 lm | 50,000 hours | | |
| WHISPER | 3,000 lm | 2,500 lm | 20,000 hours | 27 dB | |

*2 These are reference values and may vary depending on products. *3 The values are an estimate and may vary depending on the usage environment or use condition. *4 Reference values when used in an ambient temperature of 23 °C. The noise level varies by the projector model, installation environment, and use condition.

Brightness Deterioration Comparison between Light Output Modes



Hybrid Filter

Hybrid Filter requires less frequent maintenance and cleaning, making 20,000 hours of operation possible*5.

*5 This is an estimate of the acceleration test performed under the condition of 50mg/m³ suspension dust concentration using JIS (Japanese Industrial Standards) standard powder. Cleaning intervals vary depending on the use environment.

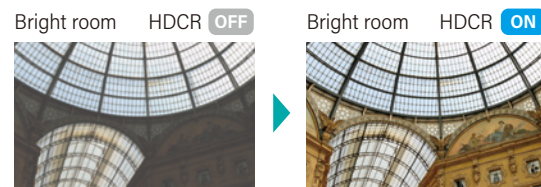


High Image Quality

ACCENTUALIZER and HDCR

ACCENTUALIZER makes pictures look more real by enhancing shade, sharpness, and gloss to make pictures clearer. The HDCR function corrects blurred images caused by room lighting or outside light sources, and creates an effect similar to increasing contrast resulting in clear images even in bright rooms.

* Comparison photos are simulations.



LINEUP

*Local availability may be limited



MP-WU5603

WUXGA 6,000 lm



MP-WU5503

WUXGA 5,000 lm



MP-WX5603

WXGA 6,000 lm



MP-WX5503

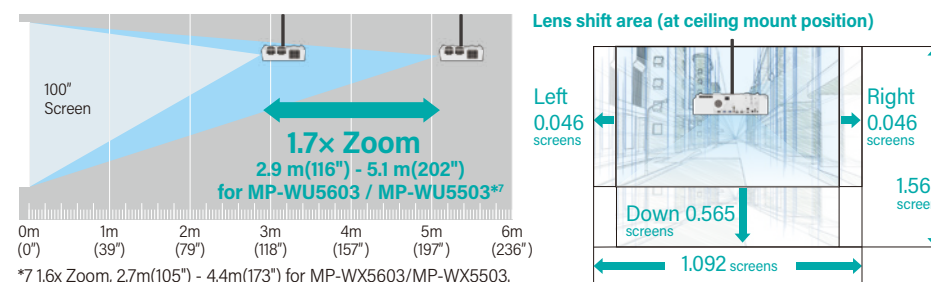
WXGA 5,000 lm

Installability

Lens shift and zoom lens


MP-WU5603 and MP-WU5503 projectors feature a powerful 1.7x manual zoom lens*6, the projectors allow for a greater range of installation possibilities. Manually shift the lens horizontally and vertically to position the image on the screen without causing keystone distortion.

*6 MP-WX5603 and MP-WX5503 projectors have a 1.6x manual zoom lens. *The figures are not drawn to scale.



360° Projection


The projector provides great installation flexibility as it can be installed at various angle. By rotating the projector 90 degrees, you can project vertically long images (Portrait Projection).



Convenient Functions

Digital Connectivity

Equipped the HDBaseT™ and 2 HDMI® input terminals. HDBaseT™ input, capable of transmitting signals switch no image degradation using a standard LAN cable (Cat5e or higher, shielded type) of up to approx. 100 m.



PbyP and PinP *8

You can simultaneously display 2 different picture signals in both the main area and sub area. In PbyP, displayed in the display size ratio. In PinP, the sub area position can be changed. This can be used when comparing documents and for discussions.



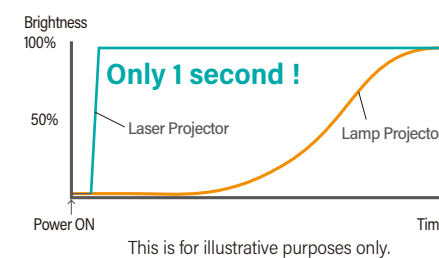
*8 The function is not available depending on combination of input signals.

Quick Start *9

When STAND BY MODE is set to QUICK START, projection starts within 1 second*10 of turning on. You can use to start presentation and class quickly.

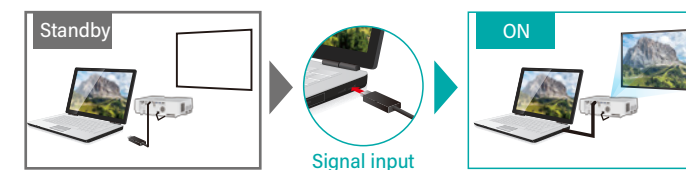
*9 The standby power consumption of the mode is higher than the other modes.

*10 It may take approx. 8 seconds depending on duration time of standby and an input signal.



Auto Power ON *11

The projector can turn the power on to display the input image automatically when the input signal comes from connected devices.



11 Supported input terminals are COMPUTER IN 1, HDMI 2 and VIDEO. This function is unavailable when STANDBY MODE is set to NETWORK (WOL) or SAVING. This function may work unintentionally by connected external device.

Other Functions

- Easy Schedule Setting
- DICOM® Simulation Mode*12
- 16W Internal Speaker
- Smart Device Control & Monitoring*13
- Moderator Control Mode*14
- PIN lock
- Key lock
- Projector cloning setup application*15

*12 This projector is not a medical device and is not compliant to the DICOM standard, and neither the projector nor this function should be used for medical diagnosis. *13 To use Smart Device Control, an exclusive application, "PJ Quick Connection" is required. Visit to the maxell projector web site. <http://biz.maxell.com/en> *14 To use Smart Device Control, an exclusive application, "LiveViewer" is required. Visit to the maxell projector web site. <http://biz.maxell.com/en> This function is for Windows users only. *15 To use an exclusive application, "Projector Data Cloning Application" is required. Visit to the maxell projector web site. <http://biz.maxell.com/en>